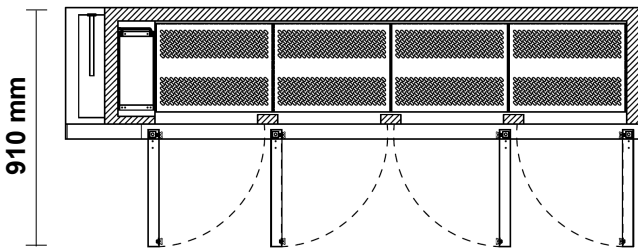
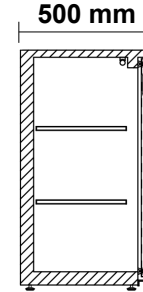
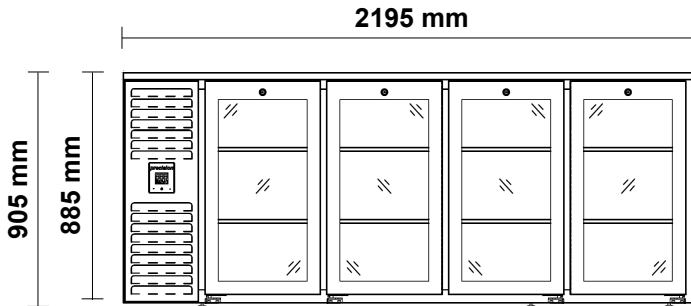


# SPECIFICATIONS

## BBR420-RGGGG

### Slimline Back Bar Heavy Duty 4-Door Chiller - Remote



#### SPECIFICATIONS

|                                   |  |        |
|-----------------------------------|--|--------|
| <b>Refrigeration system</b>       | Electronic controlled, remote, side mounted, refrigeration unit            |        |
| <b>Refrigerant</b>                | R404a  |        |
| <b>Nominal capacity</b>           | 513 Watts @ -5°C SST   |        |
| <b>Cabinet internal volume</b>    | 696 x 330ml beer bottles   |        |
| <b>Insulation</b>                 | 50mm thick, high density Zero ODP injected polyurethane insulation         |        |
| <b>Cabinet temperature range</b>  | +3°C to +15°C up to 43°C ambient   |        |
| <b>Drainage</b>                   | Waste heat vaporiser located in service compartment (no plumbing required) |        |
| <b>Electrical</b>                 | 220-240 Volts a.c. 50 Hz, 1.4 Amps   |        |
| <b>kWh/24hr</b>                   | n/a  |        |
| <b>Internal door opening size</b> | 4 door openings, accepts 50 x wine bottles per door (Total 200)            |        |
| <b>Doors</b>                      | Stainless steel, self-closing, glass doors with stylish hidden door handle |        |
| <b>Worktop</b>                    | Integrated stainless steel worktop   |        |
| <b>Shelves</b>                    | 2 perforated SS shelves & adjustable tray slides per door (Total 8)        |        |
| <b>Weight</b>                     | 190kg  |        |
| <b>Cabinet dimensions</b>         | <b>External</b>  |        |
|                                   | <b>Width</b>   | 2250mm |
|                                   | <b>Depth</b>   | 500mm  |
|                                   | <b>Height</b>  | 905mm* |

#### OPTIONS

##### Exterior Finishes

- Mirrored ST/ST
- Coloured ST/ST
- Black Powder Coat
- Painted (any RAL)

##### Other

- Solid Doors
- Sliding Glass/ Solid Doors
- Height 845mm / 900mm
- "Skinny" door option for exterior cladding - consult CyberChill Representative
- Bottle drawers
- Castors / Legs (std on adjustable feet)
- Water-cooled
- Extra Shelves
- Heli-coil Cable
- Hydrocarbon Refrigerant
- HFO Refrigerant

\* Height includes standard adjustable feet and SS worktop