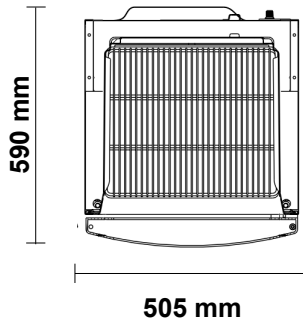
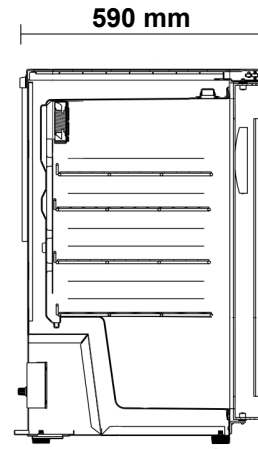
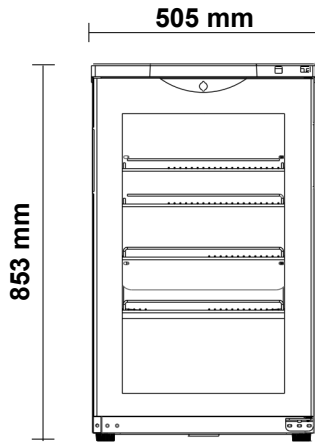


# SPECIFICATIONS

## CB145

### Counter Chiller



#### SPECIFICATIONS

<b>Refrigeration system</b>	Mechanically controlled, self-contained, bottom mount, split refrigeration unit	
<b>Refrigerant</b>	R600a / 35g	
<b>Cabinet internal volume</b>	90 litres	
<b>Insulation</b>	35mm thick, high density Zero ODP injected polyurethane insulation	
<b>Cabinet temperature range</b>	+1°C to +4°C up to 35°C ambient	
<b>Drainage</b>	Waste heat vaporiser located in service compartment (no plumbing required)	
<b>Electrical</b>	220-240 Volts a.c. 50 Hz, 1.0 Amps	
<b>Temperature display</b>	Digital display	
<b>Doors</b>	Double LowE, double glazed (curved) glass swing door	
<b>Lighting</b>	White T5 LED light with switch (interior)	
<b>Shelves</b>	3 adjustable PVC coated wire shelves	
<b>Weight</b>	40kg	
<b>Cabinet dimensions</b>	<b>External</b>	<b>Internal</b>
<b>Width</b>	505mm	410mm
<b>Depth</b>	590mm	395mm
<b>Height</b>	853mm	700mm

#### KEY FEATURES

- Manual light switch
- Reversible door
- Removeable magnetic door gasket
- Adjustable levelling feet - front
- Rollers - rear